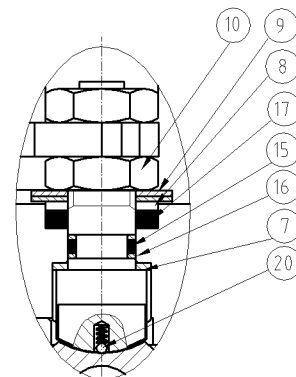
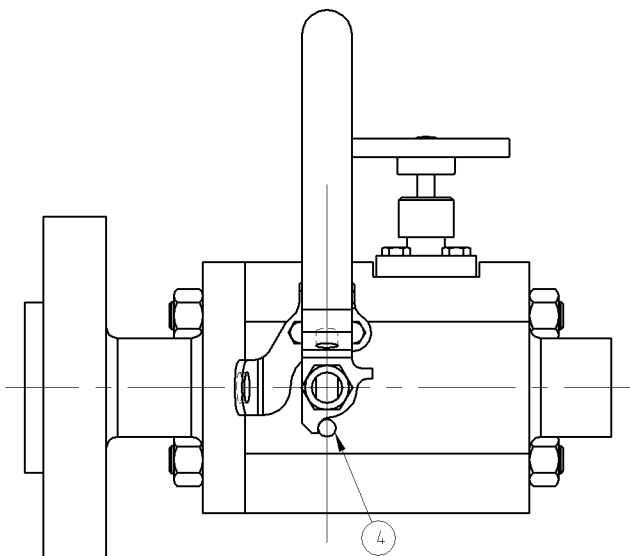
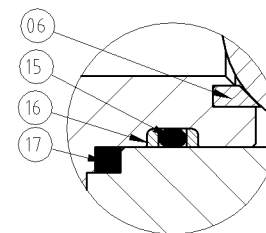


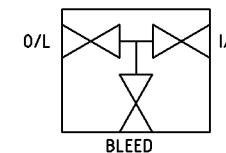
BLEED NEEDLE VALVE DETAIL



STEM DETAIL



SEAT DETAIL



26	ECROU DE FOULOIR / PACKING GLAND NUT
25	FOULOIR / PACKING GLAND
24	RONDELLE DE FOND / PACKING STOP RING
23	STEM / AXE
22	CHAPEAU / BONNET
21	VOLANT / HANDWHEEL
20	ANTI - STATIQUE / ANTI-STATIC
19	ECROU HAUT/ HEAVY HEX NUT
18	TIRANT / STUD
17	GARNITURE D'ETANCHEITE / PACKING RING
16	BAGUE ANTI-EXTRUSION / ANTI EXTRUSION RING
15	JOINT TORIQUE / O-RING
14	PLAQUE D'IDENTIFICATION / FIRM PLATE
13	PATTE DE VERROUILLAGE / LOCKING DEVICE (OPTION)
12	VIS / SCREW
11	POIGNEE / HANDLE
10	ECROU / NUT
09	RONDELLE RESSORT / DISC SPRING
08	FOULOIR / PACKING GLAND
07	RONDELLE DE FRICTION / FRICTION RING
06	ELEMENT D'ETANCHEITE / BODY SEAT RING
05	AXE DE COMMANDE / STEM
04	TOURNANT SPHERIQUE / BALL
03	GOUPILLE / PIN
02	EMBOUT / BODY CONNECTOR
01	CORPS / BODY
REP	DESIGNATION



CS 3422
112,114 avenue de Vendôme
41034 BLOIS Cedex
FRANCE

SBB
SINGLE BLOCK AND BLEED
Sie 150 - 300 - 600 - 800 - 900 - 1500 - 2500
Class 150 - 300 - 600 - 800 - 900 - 1500 - 2500
BW NPT SW BRIDE / FLANGE FF RF RTJ